







2022 General Election: Health Insurance & Misdated/Undated Mail-In Ballot Submissions by Political Division in Philadelphia

Of the 1703 political divisions in Philadelphia, 1201 (70.5%) contain at least one record of a misdated or undated mail-in ballot submission. In 434 political divisions (25.5%), the rate of misdated or undated mail-in ballot submissions was greater than 3.4%, representing the most affected divisions.

313 (72.1%) of the 434 most affected political divisions intersect with Census Tracts in Philadelphia where at least 7.6% of residents are currently uninsured, above the citywide average.

-  >3.4% Mail-In Ballot Submission Issues
-  ≥7.6% Residents Uninsured
-  Expressways
-  Major Arterials
-  Philadelphia Hyrdology
-  Philadelphia Parks

