





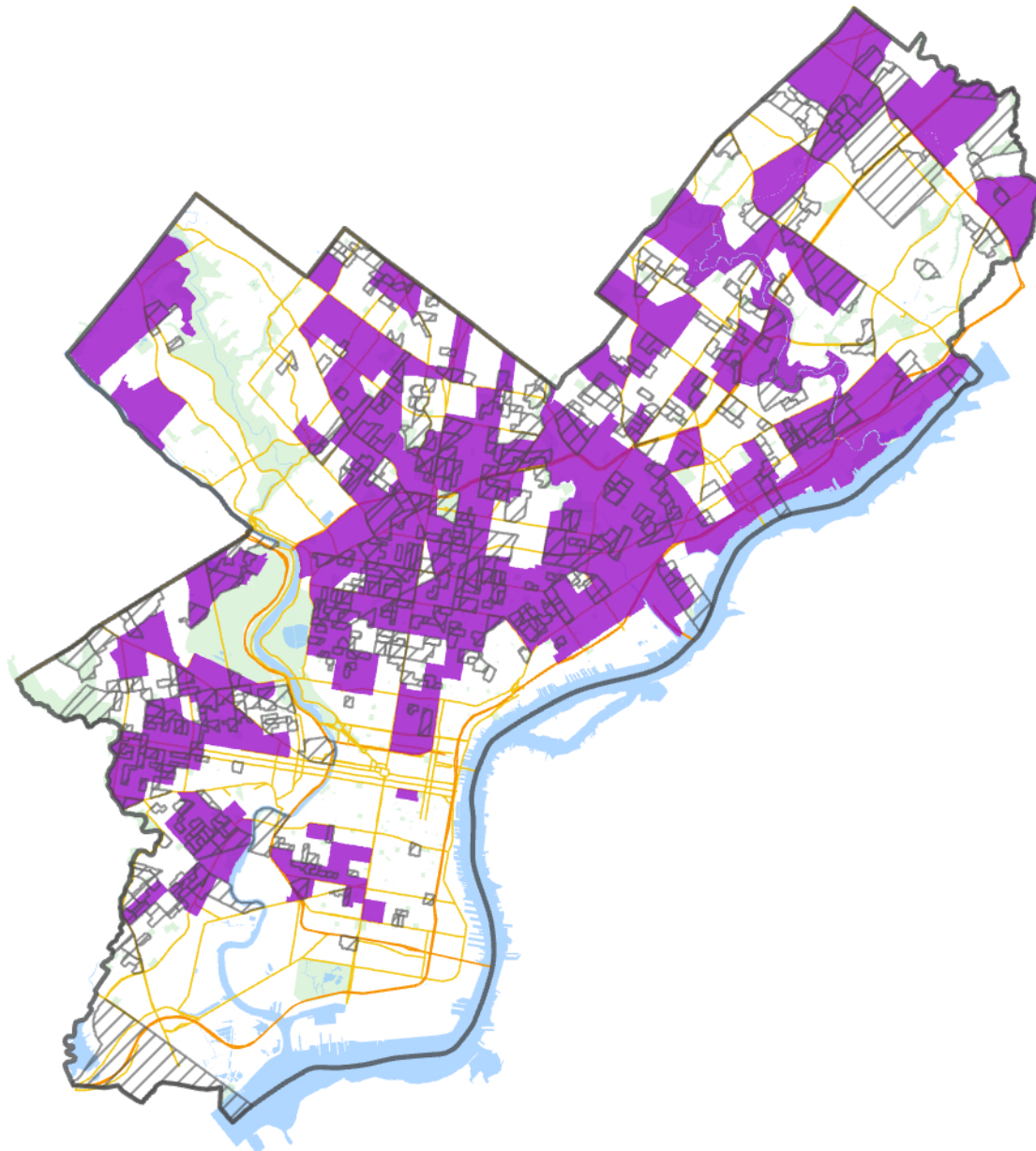


2022 General Election: Disability Status & Misdated/Undated Mail-In Ballot Submissions by Political Division in Philadelphia

Of the 1703 political divisions in Philadelphia, 1201 (70.5%) contain at least one record of a misdated or undated mail-in ballot submission. In 434 political divisions (25.5%), the rate of misdated or undated mail-in ballot submissions was greater than 3.4%, representing the most affected divisions.

353 (81.3%) of the 434 most affected political divisions intersect with Census Tracts in Philadelphia where at least 16.7% of residents are living with a disability, above the citywide average.

-  >3.4% Mail-In Ballot Submission Issues
-  ≥16.7% Residents with a Disability
-  Expressways
-  Major Arterials
-  Philadelphia Hyrdology
-  Philadelphia Parks



0 5 10 Miles